



TECHNICAL DATA

Voltage	nominal	100	kV
	maximum for test	110	
Inverse voltage	nominal	100	kV
	maximum for test	115	
Focal spot (IEC336)		1.2	mm
Filament characteristics		3.0 ÷ 5.0	V
		2.5 ÷ 3.5	A
Anode material		tungsten	
Target angle		16	°
Anode heat storage capacity		14000	J
Maximum anode cooling rate		150	W
Nominal anode input power at 0.1 s (DC)		2900	W
Inherent filtration		0.5 mm Al	
Maximum diameter		37	mm
Overall length		123	mm

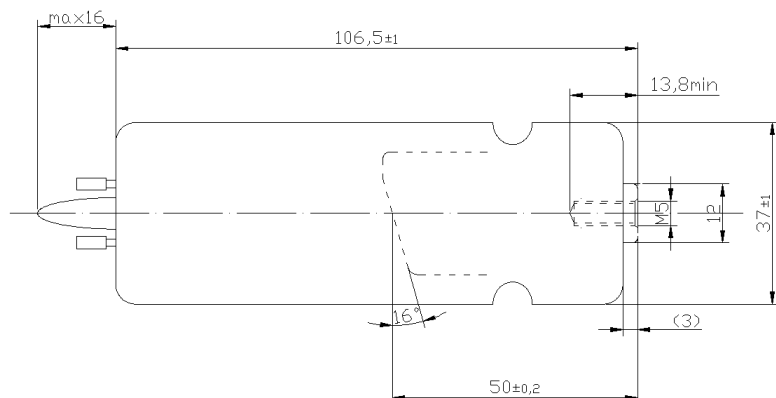
GENERAL INFORMATIONS

When mounting tube inserts adopt proper caution, in order to avoid glass bulb breaking and fragments projection. Please use protective gloves and glasses.

Tube insert connected to H.V. supply is a radiation source: be sure to take all necessary safety cautions

- Wash thoroughly with alcohol the external surface of tube insert (care of fire risk). Avoid contact of dirty surfaces with cleaned tube insert.
- Clamp system inside housing or self-contained units must not mechanically stress the tube.
- After installation, check the right working of the tube (no fluctuation of tube current nor crackling)
- Comply with insert thermal parameters, planning and programming the exposure parameters and cooling pauses. Housing or self-contained units must be provided with an adequate thermic protection.
- Voltages indicated in charts are valid for transformer supplied with ground center.
- Tube inserts contain environment polluting materials, particularly lead liner tubes. Please apply to qualified operator for waste disposal, according to local regulation requirements.

DIMENSIONS

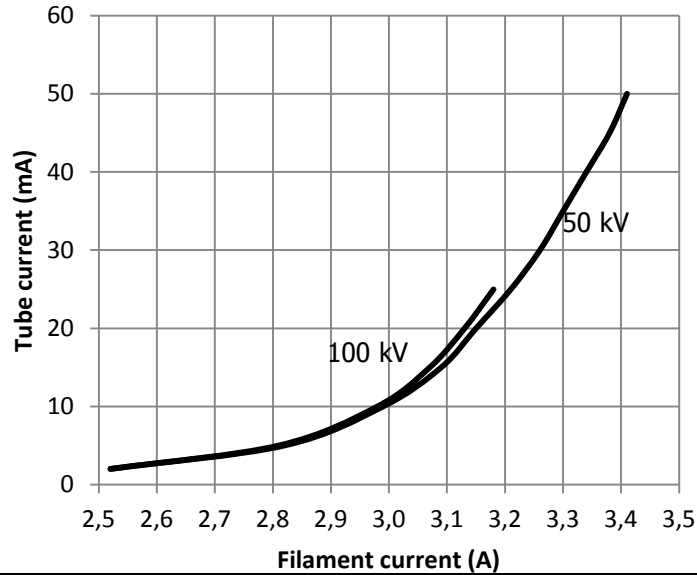


INCIDENT REPORT ACCORDING TO 93/42/EEC MEDICAL DEVICES DIRECTIVE

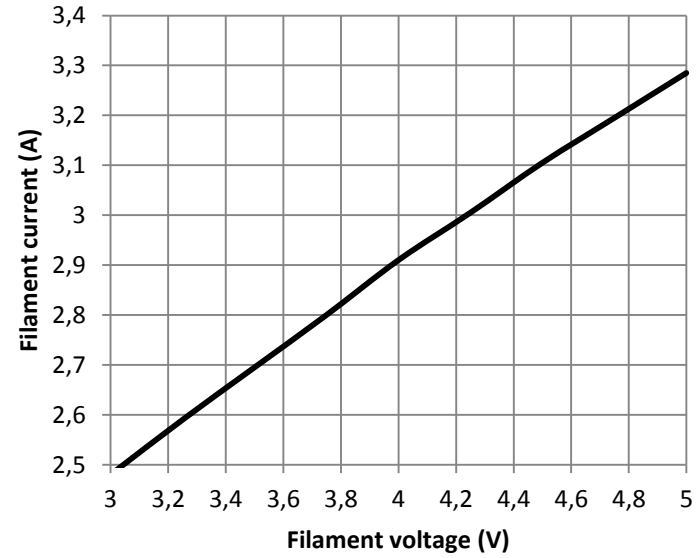
In order to comply with CE marking requirements, end users have to report to local Competent Authority all the informations about possible incidents involving the device, regarding any deterioration in its characteristics and performances, as well as any inaccuracies in this documentation, which might lead to or might have led to the death of patient / user or a deterioration in his state of health. This information must be promptly reported also to C.E.I. in order to start manufacturer reporting, as per above mentioned directive.



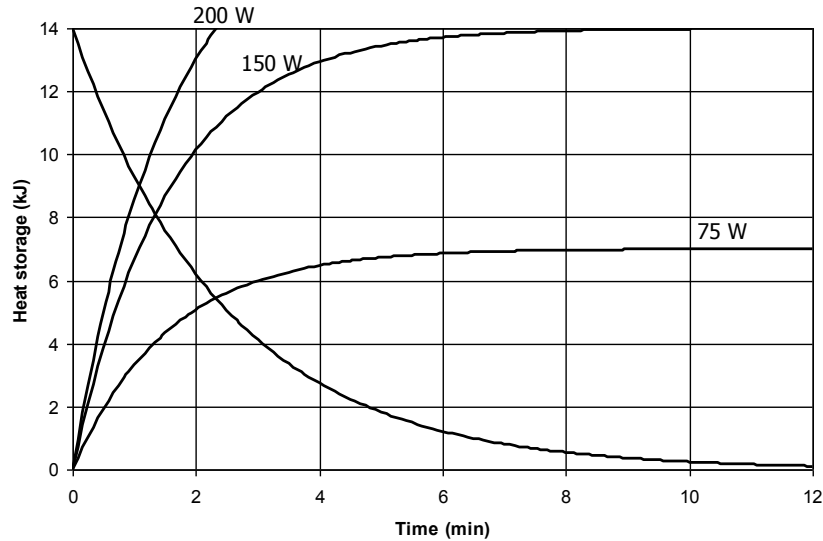
EMISSION CURVES DC



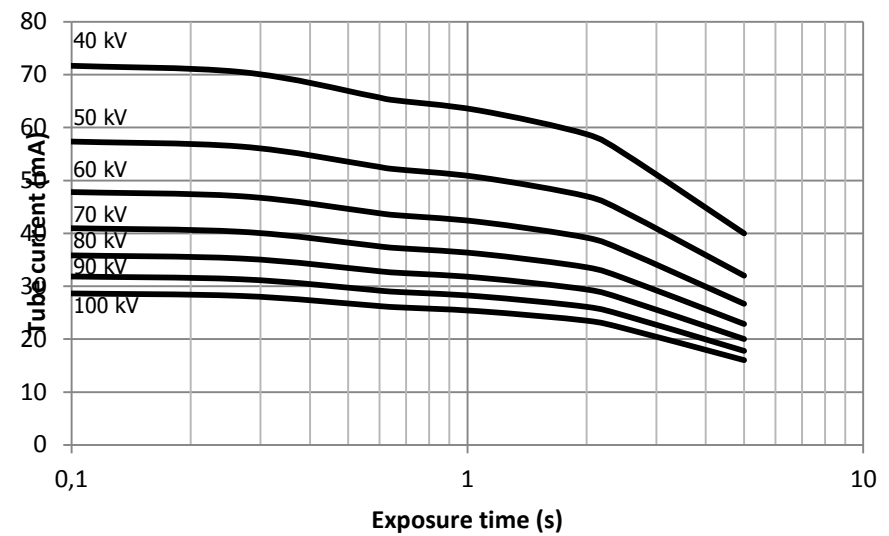
FILAMENT CHARACTERISTICS



THERMAL CURVES



RATING CHARTS DC





RATING CHARTS AC

